

Voting report

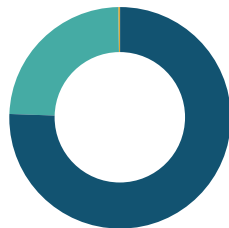
Over the last quarter, we voted at 394 meetings (4,064 resolutions). At 373 of those meetings, we opposed or abstained one or more resolutions. We supported management on all resolutions at 21 meetings.

Total
We voted at 394 meetings (4,064 resolutions) over the quarter.



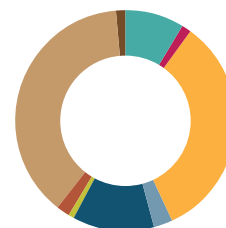
Total resolutions voted in favour	55.4%
Resolutions where voted against or abstained	41.3%
Non-voting	3.3%

UK
We voted at 52 meetings (625 resolutions) over the quarter.



Total resolutions voted in favour	75.8%
Resolutions where voted against or abstained	24.0%
Withdrawn	0.2%

UK: votes against and abstentions by category



Remuneration	8.7%
Share capital	1.3%
Annual report	33.3%
Articles of association	2.7%
Auditors	12.0%
Corporate actions	0.6%
Corporate donations	2.0%
Directors	38.0%
Other	1.3%

North America
We voted at 66 meetings (603 resolutions) over the quarter.



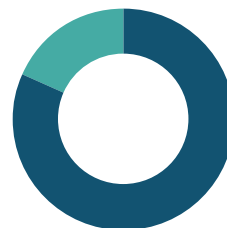
Total resolutions voted in favour	55.2%
Resolutions where voted against or abstained	44.8%

Europe
We voted at 70 meetings (1,173 resolutions) over the quarter.



Total resolutions voted in favour	60.8%
Resolutions where voted against or abstained	28.2%
Non-voting	11.0%

Japan
We voted at 45 meetings (558 resolutions) over the quarter.



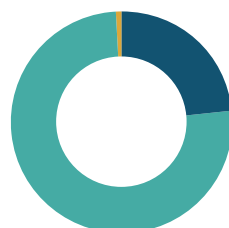
Total resolutions voted in favour	81.7%
Resolutions where voted against or abstained	18.3%

Asia (excluding Japan)
We voted at 128 meetings (733 resolutions) over the quarter.



Total resolutions voted in favour	25.4%
Resolutions where voted against or abstained	74.6%

Rest of the World
We voted at 33 meetings (372 resolutions) over the quarter.



Total resolutions voted in favour	23.6%
Resolutions where voted against or abstained	75.6%
Non-voting	0.8%