



July to September 2015

Voting report

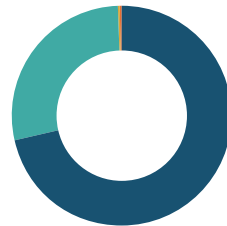
Over the last quarter, we voted at 231 meetings (2,702 resolutions). At 231 of those meetings, we opposed or abstained one or more resolutions. We supported management on all resolutions at 13 meetings.

Total
We voted at 231 meetings (2,702 resolutions) over the quarter.



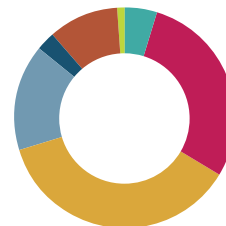
■ Total resolutions voted in favour	63.3%
■ Resolutions where voted against or abstained	35.2%
■ Non-voting	1.4%
■ Withdrawn	0.1%

UK & British Overseas
We voted at 91 meetings (1,470 resolutions) over the quarter.



■ Total resolutions voted in favour	71.6%
■ Resolutions where voted against or abstained	28.1%
■ Non-voting	0.2%
■ Withdrawn	0.1%

UK: votes against and abstentions by category



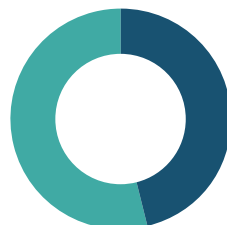
■ Remuneration	4.9%
■ Annual reports	28.9%
■ Directors	36.7%
■ Auditors	15.6%
■ Corporate donations	2.6%
■ Share capital	10.4%
■ Others	0.9%

Europe and Global EU
We voted at 33 meetings (365 resolutions) over the quarter.



■ Total resolutions voted in favour	54.0%
■ Resolutions where voted against or abstained	38.4%
■ Non-voting	7.6%

USA and Canada
We voted at 43 meetings (378 resolutions) over the quarter.



■ Total resolutions voted in favour	46.3%
■ Resolutions where voted against or abstained	53.7%

Asia
We voted at 37 meetings (251 resolutions) over the quarter.



■ Total resolutions voted in favour	57.0%
■ Resolutions where voted against or abstained	43.0%

Japan
We voted at 9 meetings (88 resolutions) over the quarter.



■ Total resolutions voted in favour	72.7%
■ Resolutions where voted against or abstained	27.3%

Rest of the World
We voted at 18 meetings (150 resolutions) over the quarter.



■ Total resolutions voted in favour	53.3%
■ Resolutions where voted against or abstained	42.6%
■ Non-voting	4.1%